

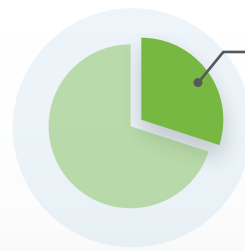


BREAST CANCER

PFIZER ONCOLOGY

 Worldwide, breast cancer is the most common invasive cancer in women. In 2018, **more than 2 million** will be diagnosed.¹










 Metastatic breast cancer, the most advanced form of the disease in which the cancer has spread beyond the breast to other parts of the body, remains an incurable condition.²



Up to 30% of women originally diagnosed with early breast cancer will eventually progress to metastatic breast cancer.^{2,3,4,5}

Not Just One Disease

Breast cancer is not one disease, but many – each with its own complex set of challenges. While significant strides have been made, there is still more work to be done for patients, including those with certain subtypes of breast cancers*, where Pfizer is conducting research:

HR+/HER2- Disease	HR-/HER2- (Triple Negative Disease)	BRCA Cancer (BRCA) Susceptibility Genes
<p> Breast cancers that have many hormone receptors (HR), including estrogen receptors (ER) and progesterone receptors (PR) and have little or no HER2, a protein involved in cell growth and survival.⁶</p> <hr/> <p> Represents the majority of all breast cancer cases.⁷</p> <hr/> <p> Until the approval of the first CDK 4/6 inhibitor in 2015, there had not been a significant first-line treatment advance in HR+/HER2- metastatic breast cancer in nearly 10 years.</p>	<p> Breast cancer cells that have tested negative for HER2, ER and PR.⁸</p> <hr/> <p> Occurs in about 10-20% of breast cancers.⁸</p> <hr/> <p> Triple negative breast cancer (TNBC) can be particularly aggressive, and more likely to recur at a later stage than other subtypes of breast cancer.</p>	<p> The Breast Cancer Susceptibility Genes, <i>BRCA1</i> and <i>BRCA2</i>, are human genes that produce proteins involved in DNA repair. When either of these genes are altered or mutated, it can cause cancer.^{9, 10, 11}</p> <hr/> <p> Up to 72% of women who inherit a BRCA mutation will develop breast cancer by the age of 80.¹¹</p> <hr/> <p> gBRCA breast cancer patients often are diagnosed at a younger age than those with non-hereditary breast cancer.¹²</p>

*Note: Breast cancer subtypes are not mutually exclusive.

Our Approach

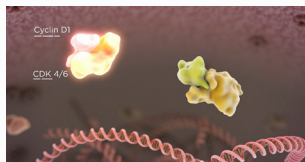


Pfizer is uniquely positioned to deliver advances for various tumor subtypes to women living with breast cancer around the world through our R&D strength, innovative approaches to clinical trials, strategic partnerships, and continued support of numerous research-focused grants on a global scale.

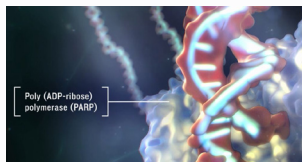
Our Products & Pipeline

Pfizer's legacy in treating breast cancer spans over a decade and includes the first FDA-approved CDK 4/6 inhibitor. In addition, we have a robust clinical development program for breast cancer which includes potential new indications for our marketed products, novel mechanisms of action, as well as biosimilars.

MECHANISMS OF ACTION INCLUDE:



CDK 4/6 Inhibition



PARP Inhibition



PI3K and mTOR Inhibition

SUPPORTING INNOVATION



To support further innovation in breast cancer, since 2014, we provided more than \$40M in high-impact grants for promising research to accelerate advances for patients in need all over the world.

Our Work with the Breast Cancer Community

Beyond developing effective treatments, Pfizer works hand-in-hand with the broader cancer community to support people with breast cancer, including metastatic disease. Key programs include:



In addition, we've partnered with advocacy groups on many projects, resources and initiatives over the years to help improve the lives of people living with breast cancer.



Our Commitment to Patients

We are committed to ensuring that patients living with breast cancer have access to the innovative therapies they need. With Pfizer Oncology Together™, patients prescribed Pfizer Oncology medications get personalized support, including help identifying financial assistance options and connections to resources that may help with some of their day-to-day challenges.



Patient Financial Assistance



Personalized Patient Support



Access & Reimbursement Support

1. Bray F, Ferlay J, Soerjomataram I, Siegel RL, Torre LA, Jemal A. Global cancer statistics 2018: GLOBOCAN estimates of incidence and mortality worldwide for 36 cancers in 185 countries. *Ca Cancer J Clin*. 2018;0:1–31.
2. O'Shaughnessy J. Extending survival with chemotherapy in metastatic breast cancer. *The Oncologist*. 2005;10:20-29.
3. Berman AT, Thukral AD, Hwang WT, Solin LJ, Vapiwala N. Incidence and patterns of distant metastases for patients with early-stage breast cancer after breast conservation treatment. *Clin Breast Cancer*. 2013;13(2):88-94.
4. Brockton NT, Gill SJ, Laberge SL, et al. The Breast Cancer to Bone (B2B) Metastases Research Program: a multi-disciplinary investigation of bone metastases from breast cancer. *BMC Cancer*. 2015;15:512.
5. Herrinton LJ, Barlow WE, Yu O, et al. Efficacy of prophylactic mastectomy in women with unilateral breast cancer: a cancer research network project. *J Clin Oncol*. 2005;23(19):4275-4286.
6. Susan G. Komen Breast Cancer Foundation. Molecular subtypes of breast cancer. <https://www5.komen.org/BreastCancer/SubtypesofBreastCancer.html>. Accessed August 24, 2018.
7. Yersal O, Barutca S. Biological subtypes of breast cancer: prognostic and therapeutic implications. *World J Clin Oncol*. 2014;5(3):412–424.
8. Anders C, Carey LA. Understanding and treating triple-negative breast cancer. *Oncology (Williston Park)*. 2008;22(11):1233–1243.
9. Evers B, Schut E, van der Burg E, et al. A high throughput pharmaceutical screen identifies compounds with specific toxicity against BRCA2-deficient tumors. *Clinical cancer research : an official journal of the American Association for Cancer Research*. 2010;16(1):99-108. doi:10.1158/1078-0432.CCR-09-2434.
10. Livraghi L, Garber J. PARP inhibitors in the management of breast cancer: current data and future prospects. *BMC Medicine*. 2015;13:188.
11. National Cancer Institute. BRCA mutations: Cancer risk and genetic testing. <https://www.cancer.gov/about-cancer/causes-prevention/genetics/brca-fact-sheet>. Accessed August 24, 2018.
12. Kim R, Peterson A, Isherwood A, et al. Incidence of germline BRCA1- and BRCA2-mutated breast cancer in the United States. San Antonio Breast Cancer Symposium. 2016.